

Jazz Odyssey

A composition involving indeterminant procedures, new instrumental resources, and new forms of notation

by

Trevor de Clercq

on

April 19, 2007

for

Project II

of

CMP413

taught by


the esteemed


Professor Robert Morris

NOTES:

* Form: A1 . B1 . A2 . B2 . B3

* The Waveform Generator should be producing a sine wave as well as a triangle wave tuned an octave above. The center line on the score indicates somewhere around C4. The thick lines in the score show how the pitch of the Waveform Generator should be changed within the range of about an octave and a half above and below this center.

*  = notation indicates that the electric guitar should be struck with the beater of a triangle to produce the sound of the written notes. The beater should be let bounce and continue to sound the pitches until the beater naturally comes to rest on the guitar strings.

* The symbol  in the Acoustic Guitar part indicates that the chords above the staff should be played in a rhythm that emphasizes beats 1, 6, 10, and 13 of the 15 total eight notes in the measure. As well, the top E and B strings of the guitar should be left open and let ring throughout.

* (*nil*) is a dynamic marking that indicates complete silence.

* The Bass Guitar player should feel free to slightly embellish the written notes in rhythms and harmonies that match the Acoustic Guitar part.

*  indicates to the player to repeat the last measure. A lack of a barline indicates to repeat the most recent note event(s).

* Notes without stems in the Solo Electric Guitar part indicate a collection of notes that can be played and repeated in any rhythm and any order.

The score is divided into five staves. The top staff is a waveform generator showing a dynamic contour that starts at a low level, rises to a peak, dips slightly, rises to a higher peak, drops sharply, and then rises again to the highest peak. Below the waveform are dynamic markings: *(nil) cresc.*, *mf*, *dimin.*, and *(nil)*.

The second staff is for Solo Electric Guitar, marked with a treble clef and 9/8 time signature. It contains the instruction "SOLO on whatever notes sound good".

The third staff is for Electric Guitar (a2), marked with a treble clef and 9/8 time signature. It contains a series of slash marks indicating muted notes.

The fourth staff is for Acoustic Guitar, marked with a treble clef and 9/8 time signature. It contains a series of slash marks and chord symbols: A, A, G#m, G, C#m, C, E/G#, E m/G, A/C#, Am/C, F, F#m, Gm/Bb, G/B, Dm/F, D/F#, Bb, Bm, F/A, F/A.

The fifth staff is for Bass Guitar, marked with a bass clef and 9/8 time signature. It contains a series of notes and rests.

Section A1

Waveform Generator

Solo Electric Guitar

Electric Guitar (a2)

Acoustic Guitar

Bass Guitar

(nil) cresc.

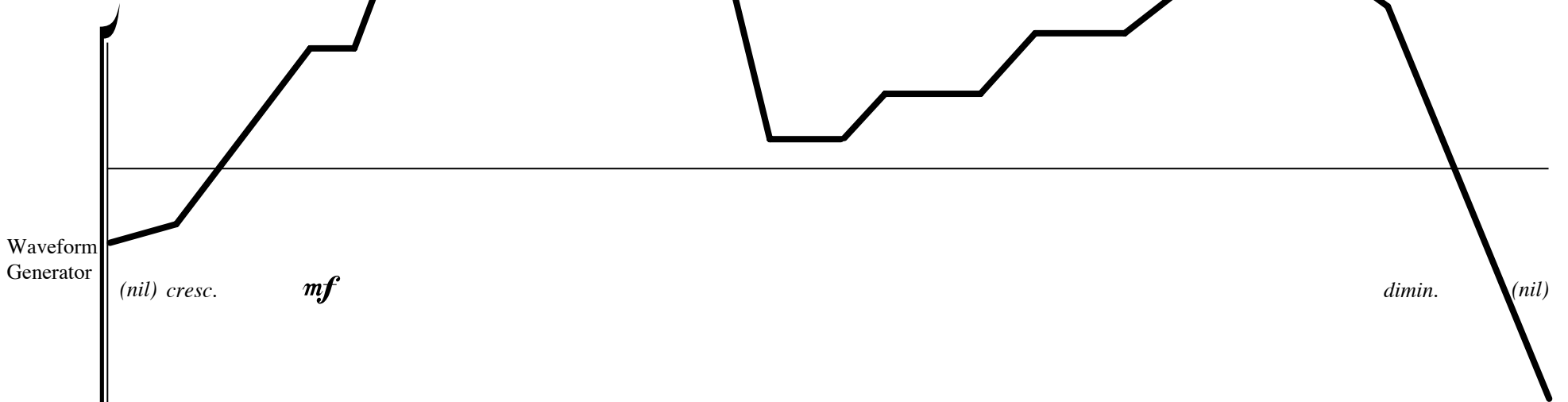
SOLO on whatever notes sound good

TACET

B/D# D C#m Am/C Bm F#/A# F#m/A G#m Em/G F#m F F

Detailed description: This musical score is for a section titled 'Section B1'. It features five staves. The top staff is a 'Waveform Generator' showing a single upward-sloping line with the instruction '(nil) cresc.'. The second staff is 'Solo Electric Guitar' in treble clef, 9/8 time, with a melodic line of eighth and quarter notes. The third staff is 'Electric Guitar (a2)' in treble clef, 9/8 time, with a 'TACET' instruction. The fourth staff is 'Acoustic Guitar' in treble clef, 9/8 time, with a series of chords: B/D#, D, C#m, Am/C, Bm, F#/A#, F#m/A, G#m, Em/G, F#m, F, and F. The fifth staff is 'Bass Guitar' in bass clef, 9/8 time, with a bass line of eighth and quarter notes.

Section B1



Solo Electric Guitar SOLO on whatever notes sound good

Electric Guitar (a2)

Acoustic Guitar

Bass Guitar

Chord progression: A, A, G#m, G, C#m, C, E/G#, Em/G, A/C#, Am/C, F, F#m, Gm/Bb, G/B, Dm/F, D/F#, Bb, Bm, F/A, F/A

Section A2

Waveform Generator

Solo Electric Guitar

Electric Guitar (a2)

Acoustic Guitar

Bass Guitar

(nil) *cresc.*

SOLO on whatever notes sound good

TACET

B/D# D C#m Am/C Bm F#/A# F#m/A G#m Em/G F#m F F

Section B2

Detailed description: This musical score is for a section titled 'Section B2'. It features five staves. The top staff is a 'Waveform Generator' showing a signal that starts at zero, remains flat for a few measures, and then begins a steady upward slope labeled '(nil) cresc.'. The second staff is for 'Solo Electric Guitar' in treble clef, 9/8 time, with a key signature of one sharp (F#). It contains a melodic line of eighth notes. The third staff is for 'Electric Guitar (a2)' in treble clef, 9/8 time, with a key signature of one sharp, and is marked 'TACET'. The fourth staff is for 'Acoustic Guitar' in treble clef, 9/8 time, with a key signature of one sharp, showing a sequence of chords: B/D#, D, C#m, Am/C, Bm, F#/A#, F#m/A, G#m, Em/G, F#m, F, and F. The fifth staff is for 'Bass Guitar' in bass clef, 9/8 time, with a key signature of one sharp, showing a bass line of eighth notes.

The score is divided into five staves. The top staff is a Waveform Generator showing a linear increase in amplitude from *cresc.* to *mf*, then a gradual decrease to *dimin.* and finally *(nil)*. The Solo Electric Guitar staff contains a melodic line with a bracketed section labeled "insert SOLO material in melodic breaks" and a note "SOLO on whatever notes sound good". The Electric Guitar (a2) staff shows two chords followed by a series of slash marks. The Acoustic Guitar staff shows a sequence of chords: B/D#, D, C#m, Am/C, Bm, F#/A#, F#m/A, G#m, Em/G, F#m, F, F. The Bass Guitar staff shows a bass line with eighth notes and rests.

Section B3